

INSTALLATION INSTRUCTIONS OPW 66 1" (1350)

THE OPW 66-1"(1350)CONSISTS OF THE OPW 66-V-1"(1350)VALVE
AND THE OPW 66-H-1"(1300) HOSE ASSEMBLY.

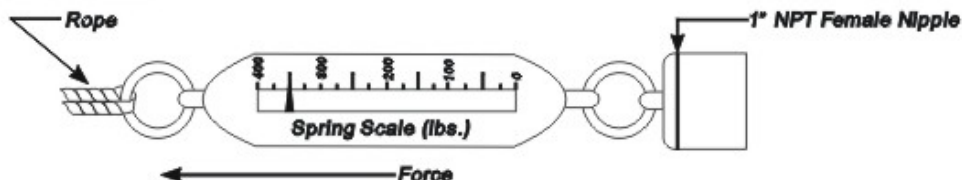
CAUTION:

- 1) OPW 66-V1"(1350) has a maximum disengagement force of 350 pounds. UL requires that such pull force will not damage the hose assembly or dispensing device (See Figure A for test). Dispensing device must be securely bolted to the dispensing island.

Figure A

Pull Force Test

Attach a spring scale to the location where the breakaway will be installed. Apply a 350 pound pull force at various angles and check the emergency valves, dispenser and hose assembly: Release the load and Complete the valve installation.



- 2) OPW 66-V1"(1350) is designed to be used only once. It cannot be reused or reset after being separated.
- 3) The entire dispensing system must be inspected for damage after the OPW 66-V1" (1350) has been separated, and any damaged components replaced.

INSTALLATION:

- 1) CAUTION: DO NOT USE TEFLON TAPE. Use U.L. recognized pipe sealant on threaded connections.
- 2) CAUTION: When tightening OPW 66-V 1" (1350) , wrench only on valve half adjacent to the hose fitting. Wrenching across valve halves can cause damage to the center "coupling." Do not wrench on the center "coupling." (See Figure D.)
- 3) Valve can be installed with flow in either direction.
- 4) Side Hose Connection: (See Figure B.)
Install OPW 66-V 1" (1350) downstream of hose retractor. Install an OPW 66-H or 12" minimum length hose between OPW 66-V 1" (1350) and nozzle. Total length of hoses and breakaway valve is not to exceed local state or federal codes.
- 5) Overhead Hose Connection: (See Figure C.)
Install OPW 66-V 1" (1350) with OPW 66-H-1" or 12" minimum length hose onto dispenser as shown. Install hose between OPW 66-V 1" (1350) and nozzle. Total length of hoses and breakaway valve is not to exceed local state or federal codes.

Figure B

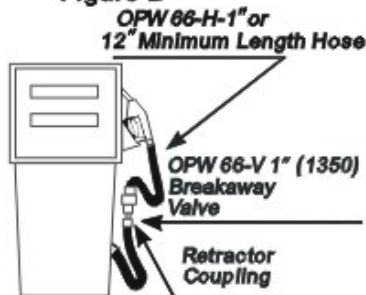
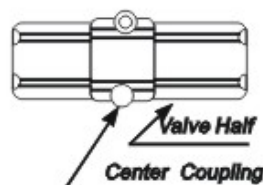


Figure C



Figure D



OPW.

FEELING COMPONENTS
A-SOVER RESOURCES COMPANY
P.O. Box 40802 • Cincinnati, Ohio 45249-0802
(618)470-2219 • (800)433-2828 (Orders Only)
(918)470-8194 (O'Brien Cells)