

OPW INSTRUCTIONS

INSTALLATION INSTRUCTIONS OPW 66 (0075) $\frac{3}{4}$ " and 66-V (0300) $\frac{3}{4}$ "

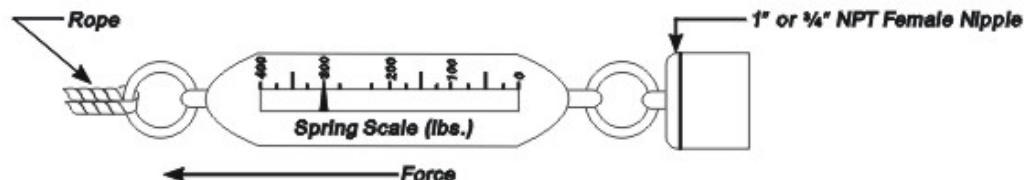
CAUTION:

- 1) OPW 66-V (0300) $\frac{3}{4}$ " has a maximum disengagement force of 300 pounds. Per UL requirements, it shall be determined that such pull force will not damage the hose assembly or dispensing device (See Figure A for test). Dispensing device must be securely bolted to the dispensing island.

Figure A

Pull Force Test

Attach a spring scale to the location where the breakaway will be installed. Apply a 300 pound pull force at various angles and check the emergency valves, dispenser and hose assembly. Release the load and complete the valve installation.



- 2) OPW 66-V (0300) $\frac{3}{4}$ " is designed to be used only once. It cannot be reused or reset after being separated.
- 3) The entire dispensing system must be inspected for damage after the 66-V (0300) $\frac{3}{4}$ " has been separated, and damaged parts replaced.

INSTALLATION:

- 1) CAUTION: DO NOT USE TEFLON TAPE. Use U.L. recognized pipe sealant on threaded connections.
- 2) CAUTION: When tightening OPW No. 66-V (0300) $\frac{3}{4}$ ", wrench only on valve half adjacent to the hose fitting. Wrenching across valve halves can cause damage to the center "coupling." Do not wrench on the center "coupling." (See Figure D.)
- 3) Valve can be installed with flow in either direction.
- 4) Side Hose Connection: (See Figure B.)
Install OPW No. 66-V (0300) $\frac{3}{4}$ " downstream of hose retractor. Install a 9" minimum length hose or OPW 66-H (0075) between OPW 66-V (0300) $\frac{3}{4}$ " and nozzle. Total length of hoses and breakaway valve is not to exceed local state or federal codes.
- 5) Overhead Hose Connection: (See Figure C.)
Install OPW No. 66-V (0300) $\frac{3}{4}$ " with 9" minimum length hose or OPW 66-H (0075) onto dispenser as shown. Install hose between OPW 66-V (0300) $\frac{3}{4}$ " and nozzle. Total length of hoses and breakaway valve is not to exceed local state or federal codes.

Figure B

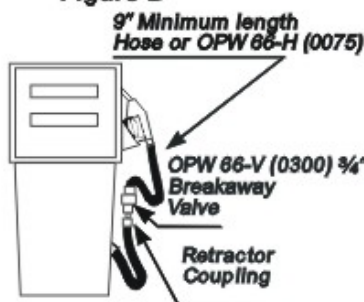


Figure C

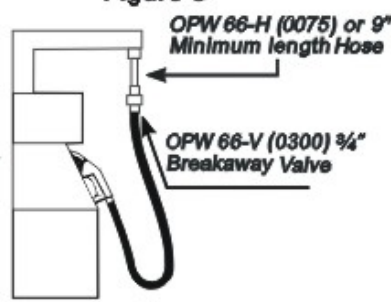
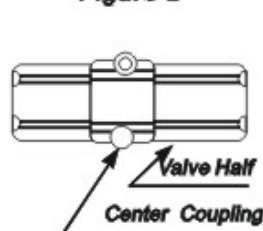


Figure D



OPW.

PO Box 409013 • Chicago, IL 60640-9013
(312) 470-3010 • (800) 433-8228 (Orders Only)
(312) 470-3100 (Other Calls)